TRUST INVESTMENT SOLUTIONS

YIELD ANALYSIS

October 6, 2026

U.S. Treasury Yields

Coupon	Maturity	YTM
0.000%	09/30/27	4.43%
4.750%	09/30/28	4.79%
4.375%	09/15/29	4.92%
4.625%	09/30/30	4.98%
5.000%	09/30/31	5.02%
4.625%	08/15/36	5.26%
5.125%	08/15/56	5.63%

Municipal Bond Yields [1]

Maturity	YTM	Tax-Equiv. [2]
10/05/27	3.36%	4.81%
10/05/28	3.40%	4.86%
10/05/29	3.45%	4.93%
10/05/30	3.51%	5.02%
10/05/31	3.57%	5.10%
10/05/36	3.99%	5.69%
10/05/56	5.22%	7.46%

U.S. Agency Yields - Active Bonds

Agency	Coupon	Maturity	Price	YTM	To Muni (bp)
FHLB	4.625%	11/17/26	$100.03	4.06%	-74
FHLB	4.250%	12/10/27	$99.54	4.58%	-28
FHLB	3.250%	11/16/28	$96.92	4.78%	-15
FFCB	4.000%	11/01/29	$97.27	4.93%	-9
FHLB	4.500%	09/13/30	$98.22	4.97%	-13
FHLB	4.750%	09/14/35	$95.16	5.40%	-29
TVA	5.375%	04/01/56	$90.78	6.03%	-142

Current Yield Curves

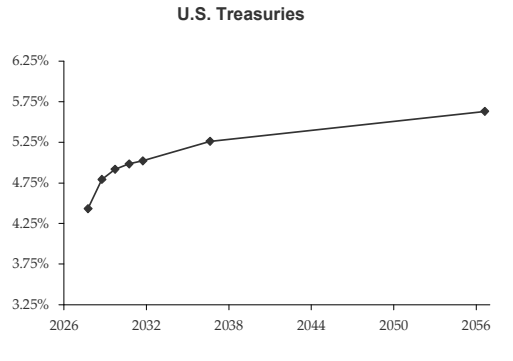

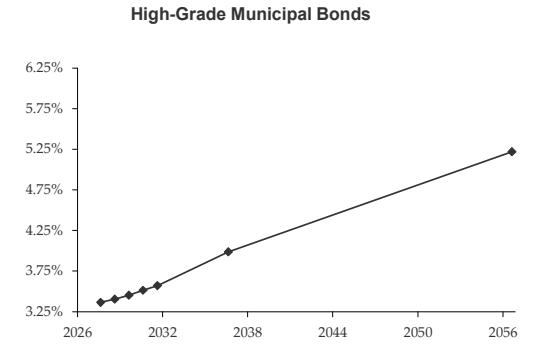

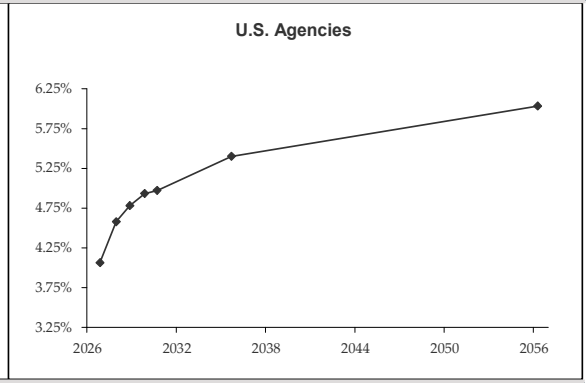

Corporate Bond Yields

Description	Price	YTM	To Treasury (bp)
CMCSA (A3 *-/A- *-) 3.55% 5/1/2028	$97.66	5.11%	+32
DE (A1/A) 4.4% 9/8/2031	$95.55	5.44%	+45
UNH (A2/A+) 4.5% 4/15/2033	$93.26	5.75%	+61
AVGO (A3/A-) 4.8% 2/15/2036	$88.96	6.38%	+112

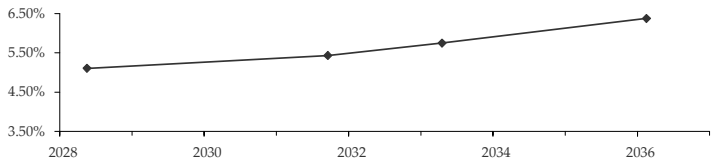

Bullet & Callable Agency Bond Yields [3]

Description	Call Date	Price	YTM	YTW
FFCB 3.66% 9/15/2027	10/14/26	$99.05	4.71%	4.71%
FHLB 3.8% 11/20/2028	10/20/26	$97.32	5.15%	5.15%
FHLB 3.85% 9/9/2030	09/09/27	$94.67	5.37%	5.37%
FHLB 4.735% 9/24/2035	09/24/27	$91.39	5.99%	5.99%

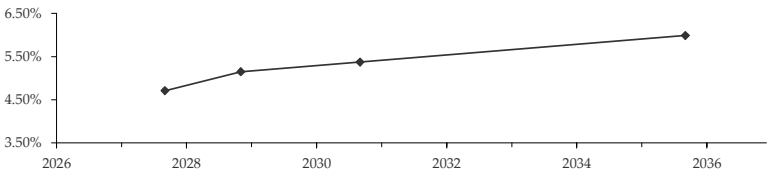

(1) High-grade municipal bonds. (2) Based on a 30% marginal federal income tax bracket. (3) Graph displays yield to call.
Key: bp - basis points. One basis point is 1/100 of one percent. YTM - yield to maturity; YTC - yield to call.

Copyright by Midwest Advisors for Trust Investment Solutions, both of which are DBAs of Midwest Trust. This material has been prepared for information purposes only. Factual materials obtained from sources believed to be reliable but cannot be guaranteed. For further information contact TIS at 913.663.0630 or visit TrustInvestmentSolutions.com