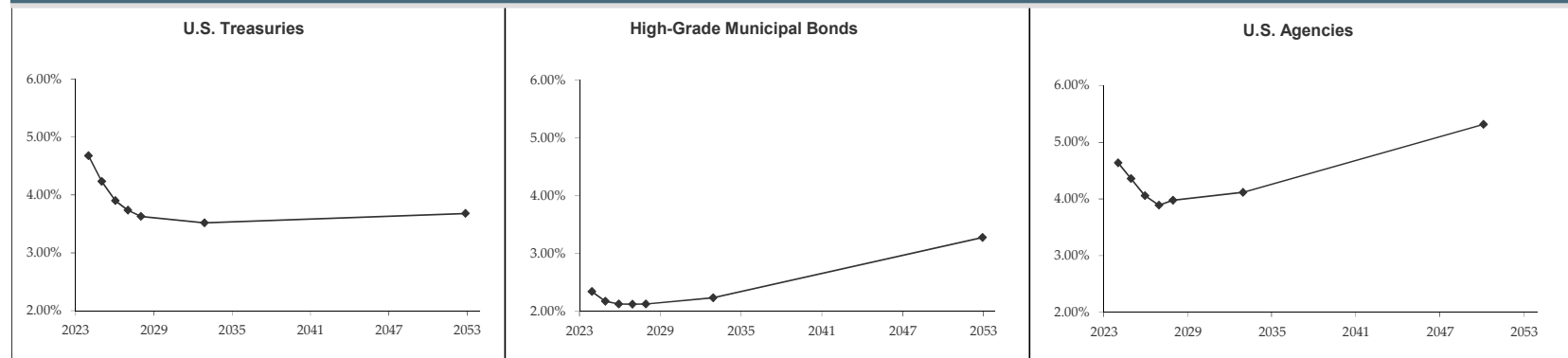


U.S. Treasury Yields		
Coupon	Maturity	YTM
0.000%	12/28/23	4.68%
4.250%	12/31/24	4.24%
3.875%	01/15/26	3.90%
1.250%	12/31/26	3.74%
3.875%	12/31/27	3.63%
4.125%	11/15/32	3.52%
4.000%	11/15/52	3.68%

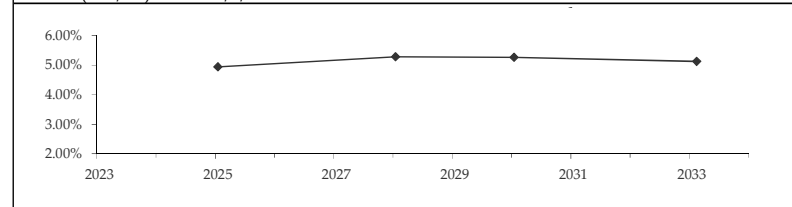
Municipal Bond Yields <sup>1</sup>		
Maturity	YTM	Tax-Equiv. <sup>2</sup>
01/23/24	2.34%	3.35%
01/23/25	2.18%	3.11%
01/23/26	2.13%	3.04%
01/23/27	2.13%	3.04%
01/23/28	2.13%	3.04%
01/23/33	2.24%	3.20%
01/23/53	3.28%	4.68%

U.S. Agency Yields - Active Bonds					
Agency	Coupon	Maturity	Price	YTM	To Muni (bp)
FFCB	4.900%	01/09/24	\$100.18	4.64%	+129
FFCB	4.250%	12/20/24	\$99.72	4.36%	+125
FHLB	3.125%	12/12/25	\$97.45	4.06%	+101
FHLB	3.230%	12/01/26	\$97.44	3.89%	+85
FFCB	3.750%	12/07/27	\$98.97	3.97%	+93
FHLB	4.750%	12/10/32	\$104.68	4.12%	+92
FFCB	2.760%	02/03/50	\$63.22	5.32%	+63

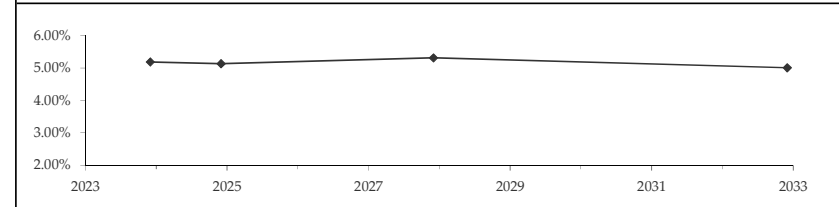
### Current Yield Curves



Corporate Bond Yields			
Description	Price	YTM	To Treasury (bp)
GS (A2/BBB+) 3.5% 1/23/2025	\$97.24	4.94%	+71
C (A3/BBB+) 3.89% 1/10/2028	\$95.85	5.28%	+154
MS (A1/A-) 4.43% 1/23/2030	\$96.51	5.27%	+164
BAC (A2 /A-) 2.97% 2/4/2033	\$84.79	5.13%	+161



Bullet & Callable Agency Bond Yields <sup>3</sup>				
Description	Call Date	Price	YTM	YTW
FFCB 5% 12/7/2023	06/07/23	\$99.84	5.18%	5.18%
FNMA 5.15% 12/13/2024	12/13/23	\$100.03	5.13%	5.13%
FFCB 5.33% 12/20/2027	12/20/23	\$100.01	5.33%	5.31%
FFCB 5.85% 12/21/2032	12/21/23	\$100.73	5.75%	5.01%



(1) High-grade municipal bonds. (2) Based on a 30% marginal federal income tax bracket. (3) Graph displays yield to call.

Key: bp - basis points. One basis point is 1/100 of one percent. YTM - yield to maturity; YTC - yield to call.

Factual materials obtained from sources believed to be reliable but cannot be guaranteed. Part II of Form ADV is available upon request. For further information please contact FCI at (800) 615-2536.