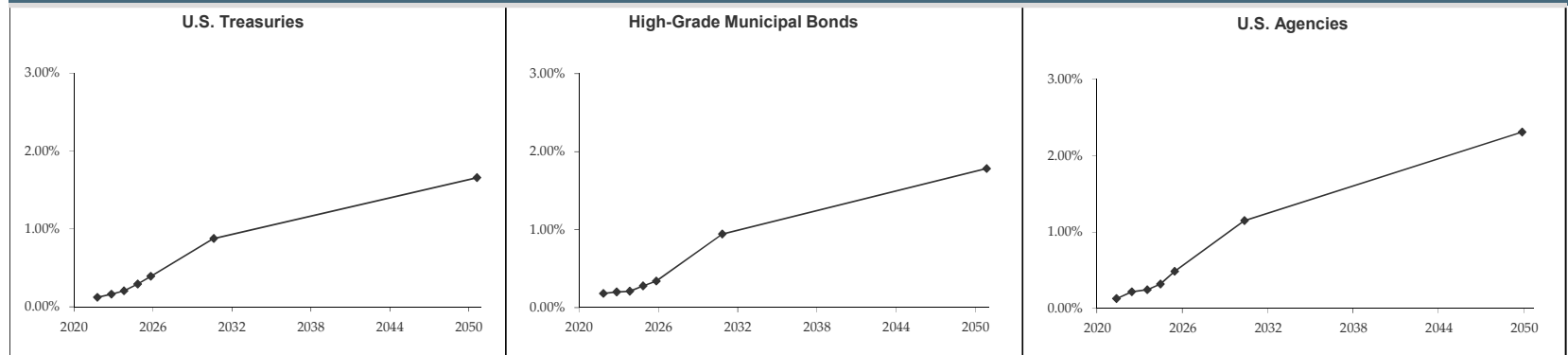


| U.S. Treasury Yields | | |
|----------------------|----------|-------|
| Coupon | Maturity | YTM |
| 0.000% | 10/07/21 | 0.12% |
| 0.125% | 10/31/22 | 0.16% |
| 0.125% | 10/15/23 | 0.20% |
| 1.500% | 10/31/24 | 0.29% |
| 0.250% | 10/31/25 | 0.39% |
| 0.625% | 08/15/30 | 0.88% |
| 1.375% | 08/15/50 | 1.66% |

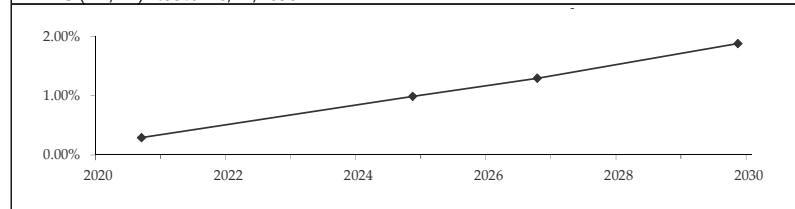
| Municipal Bond Yields ¹ | | |
|------------------------------------|-------|-------------------------|
| Maturity | YTM | Tax-Equiv. ² |
| 11/02/21 | 0.18% | 0.26% |
| 11/02/22 | 0.20% | 0.29% |
| 11/02/23 | 0.21% | 0.30% |
| 11/02/24 | 0.28% | 0.40% |
| 11/02/25 | 0.34% | 0.48% |
| 11/02/30 | 0.94% | 1.35% |
| 11/02/50 | 1.78% | 2.55% |

| U.S. Agency Yields - Active Bonds | | | | | |
|-----------------------------------|--------|----------|----------|-------|--------------|
| Agency | Coupon | Maturity | Price | YTM | To Muni (bp) |
| FNMA | 1.250% | 08/17/21 | \$100.88 | 0.13% | -13 |
| FNMA | 1.375% | 09/06/22 | \$102.13 | 0.22% | -7 |
| FHLMC | 0.125% | 10/16/23 | \$99.66 | 0.24% | -6 |
| FHLB | 2.875% | 09/13/24 | \$109.80 | 0.32% | -8 |
| FFCB | 3.020% | 09/04/25 | \$112.10 | 0.48% | +0 |
| FNMA | 0.875% | 08/05/30 | \$97.48 | 1.15% | -20 |
| FFCB | 2.760% | 02/03/50 | \$108.81 | 2.31% | -24 |

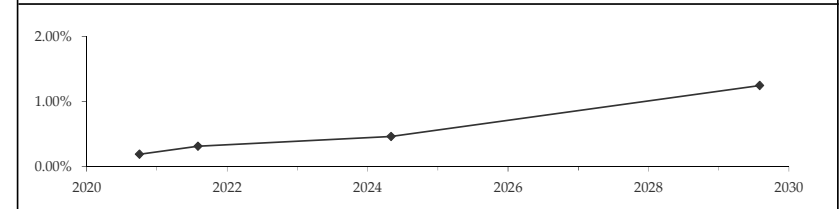
Current Yield Curves



| Corporate Bond Yields | | | |
|-------------------------------|----------|-------|------------------|
| Description | Price | YTM | To Treasury (bp) |
| C (A3/BBB+) 2.35% 8/2/2021 | \$101.52 | 0.29% | +13 |
| JPM (A2/A-) 2.3% 10/15/2025 | \$105.33 | 0.99% | +70 |
| WFC (A2/BBB+) 1.23% 9/20/2027 | \$99.16 | 1.29% | +90 |
| BAC (A2/A-) 2.88% 10/22/2030 | \$107.85 | 1.88% | +100 |



| Bullet & Callable Agency Bond Yields ³ | | | | |
|---|-----------|----------|-------|-------|
| Description | Call Date | Price | YTM | YTW |
| FFCB 0.2% 9/8/2021 | 11/10/20 | \$100.03 | 0.19% | 0.19% |
| FHLMC 0.32% 7/8/2022 | 01/08/21 | \$100.04 | 0.31% | 0.31% |
| FHLMC 0.45% 4/29/2025 | 10/29/21 | \$99.96 | 0.46% | 0.46% |
| FFCB 1.23% 7/29/2030 | 07/29/21 | \$99.87 | 1.25% | 1.24% |



(1) High-grade municipal bonds. (2) Based on a 30% marginal federal income tax bracket. (3) Graph displays yield to call.

Key: bp - basis points. One basis point is 1/100 of one percent. YTM - yield to maturity; YTC - yield to call.

Factual materials obtained from sources believed to be reliable but cannot be guaranteed. Part II of Form ADV is available upon request. For further information please contact FCI at (800) 615-2536.