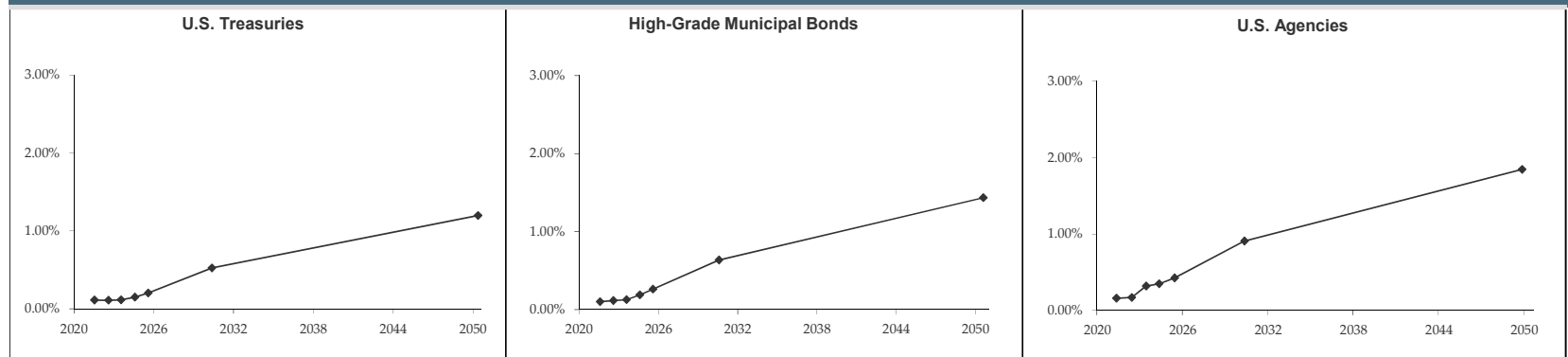


U.S. Treasury Yields		
Coupon	Maturity	YTM
0.000%	07/15/21	0.11%
0.125%	07/31/22	0.11%
0.125%	07/15/23	0.11%
1.750%	07/31/24	0.15%
0.250%	07/31/25	0.20%
0.625%	05/15/30	0.52%
1.250%	05/15/50	1.20%

Municipal Bond Yields ¹		
Maturity	YTM	Tax-Equiv. ²
08/03/21	0.10%	0.14%
08/03/22	0.11%	0.16%
08/03/23	0.13%	0.18%
08/03/24	0.19%	0.27%
08/03/25	0.26%	0.37%
08/03/30	0.64%	0.91%
08/03/50	1.43%	2.05%

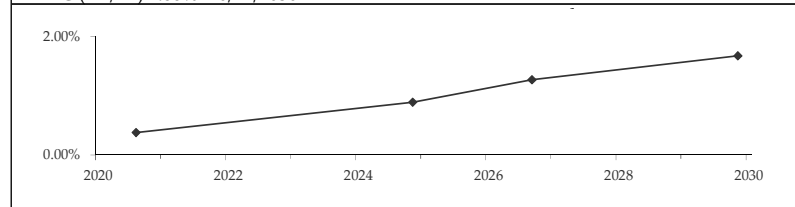
U.S. Agency Yields - Active Bonds					
Agency	Coupon	Maturity	Price	YTM	To Muni (bp)
FNMA	1.250%	08/17/21	\$101.13	0.16%	+2
FNMA	1.375%	09/06/22	\$102.51	0.17%	+1
FHLB	3.375%	09/08/23	\$109.40	0.32%	+14
FHLB	5.375%	08/15/24	\$120.09	0.35%	+8
FFCB	3.020%	09/04/25	\$112.88	0.42%	+5
FNMA	0.875%	08/05/30	\$99.69	0.91%	-0
FFCB	2.760%	02/03/50	\$120.75	1.84%	-20

Current Yield Curves



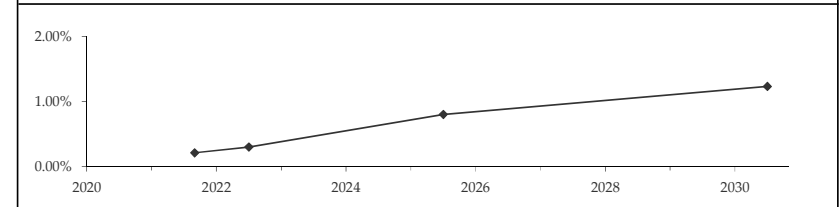
Corporate Bond Yields

Description	Price	YTM	To Treasury (bp)
WFC (A2/BBB+) 2.1% 7/26/2021	\$101.67	0.38%	+27
JPM (A2/A-) 2.3% 10/15/2025	\$106.15	0.89%	+74
JPM (A2/A-) 3% 8/31/2027	\$98.01	1.27%	+106
BAC (A2/A-) 2.88% 10/22/2030	\$110.09	1.67%	+115



Bullet & Callable Agency Bond Yields ³

Description	Call Date	Price	YTM	YTW
FFCB 0.2% 9/8/2021	09/08/20	\$100.01	0.21%	0.21%
FHLMC 0.32% 7/8/2022	01/08/21	\$100.04	0.30%	0.30%
FHLMC 0.8% 7/21/2025	10/21/20	\$100.00	0.80%	0.80%
FFCB 1.23% 7/29/2030	07/29/21	\$100.00	1.23%	1.23%



(1) High-grade municipal bonds. (2) Based on a 30% marginal federal income tax bracket. (3) Graph displays yield to call.

Key: bp - basis points. One basis point is 1/100 of one percent. YTM - yield to maturity; YTC - yield to call.

Factual materials obtained from sources believed to be reliable but cannot be guaranteed. Part II of Form ADV is available upon request. For further information please contact FCI at (800) 615-2536.