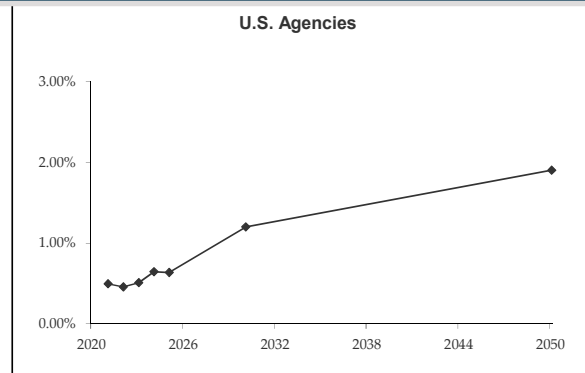
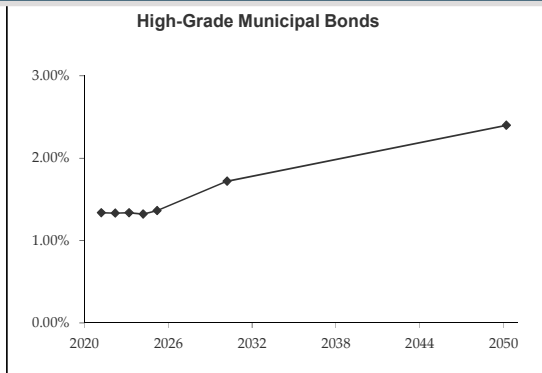
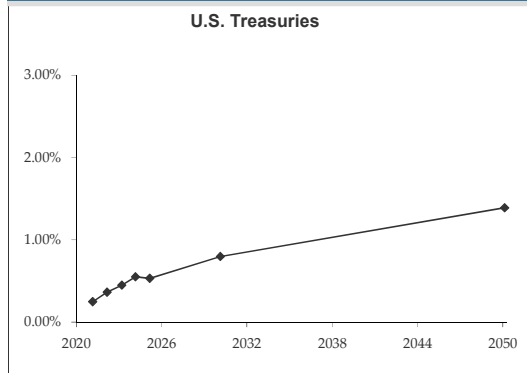


U.S. Treasury Yields		
Coupon	Maturity	YTM
0.000%	02/25/21	0.25%
1.125%	02/28/22	0.36%
0.500%	03/15/23	0.45%
2.375%	02/29/24	0.55%
1.125%	02/28/25	0.53%
1.500%	02/15/30	0.80%
2.000%	02/15/50	1.39%

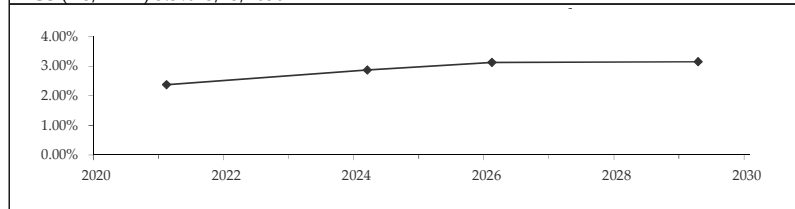
Municipal Bond Yields ¹		
Maturity	YTM	Tax-Equiv. ²
03/16/21	1.34%	1.91%
03/16/22	1.33%	1.90%
03/16/23	1.34%	1.91%
03/16/24	1.32%	1.89%
03/16/25	1.36%	1.95%
03/16/30	1.72%	2.46%
03/16/50	2.40%	3.43%

U.S. Agency Yields - Active Bonds					
Agency	Coupon	Maturity	Price	YTM	To Muni (bp)
FHLB	1.375%	02/18/21	\$100.79	0.49%	-142
FFCB	1.550%	02/15/22	\$102.04	0.46%	-145
FFCB	1.850%	02/01/23	\$103.76	0.51%	-140
FHLB	2.125%	02/15/24	\$105.65	0.64%	-124
FFCB	2.950%	02/28/25	\$111.19	0.63%	-131
FFCB	2.800%	02/11/30	\$114.60	1.20%	-126
FFCB	2.760%	02/03/50	\$118.63	1.90%	-152

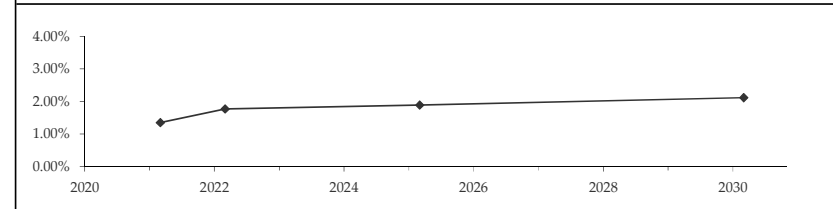
Current Yield Curves



Corporate Bond Yields			
Description	Price	YTM	To Treasury (bp)
JPM (A2/A-) 4.5% 1/24/2022	\$103.78	2.37%	+201
WFC (A2/A-) 3% 2/19/2025	\$100.52	2.86%	+231
MS (A3 *//BBB+) 3.63% 1/20/2027	\$102.96	3.12%	+259
GS (A3/BBB+) 3.3% 3/15/2030	\$100.90	3.15%	+235



Bullet & Callable Agency Bond Yields ³				
Description	Call Date	Price	YTM	YTW
FFCB 1.48% 3/3/2021	06/03/20	\$100.14	1.35%	1.35%
FFCB 1.85% 3/3/2022	09/03/20	\$100.18	1.77%	1.77%
FHLMC 1.875% 3/5/2025	06/05/20	\$99.96	1.88%	1.88%
FFCB 1.85% 3/11/2030	03/11/21	\$97.64	2.11%	2.11%



(1) High-grade municipal bonds. (2) Based on a 30% marginal federal income tax bracket. (3) Graph displays yield to call.

Key: bp - basis points. One basis point is 1/100 of one percent. YTM - yield to maturity; YTC - yield to call.

Factual materials obtained from sources believed to be reliable but cannot be guaranteed. Part II of Form ADV is available upon request. For further information please contact FCI at (800) 615-2536.