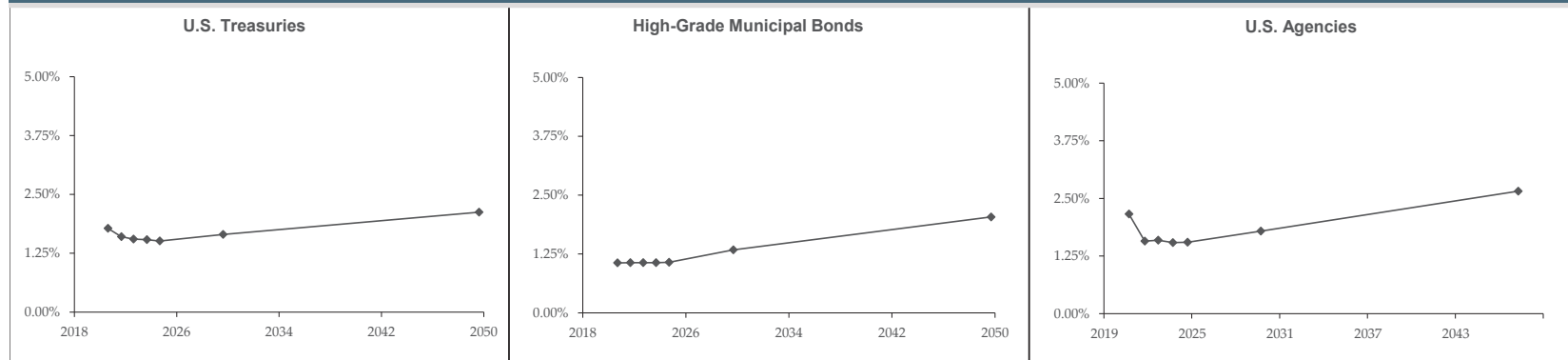


U.S. Treasury Yields		
Coupon	Maturity	YTM
0.000%	08/13/20	1.78%
1.500%	08/31/21	1.60%
1.500%	08/15/22	1.55%
2.750%	08/31/23	1.54%
1.250%	08/31/24	1.51%
1.625%	08/15/29	1.65%
2.250%	08/15/49	2.12%

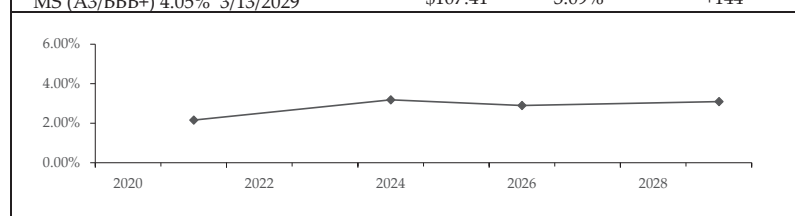
Municipal Bond Yields ¹		
Maturity	YTM	Tax-Equiv. ²
09/09/20	1.06%	1.52%
09/09/21	1.07%	1.52%
09/09/22	1.07%	1.52%
09/09/23	1.07%	1.52%
09/09/24	1.08%	1.54%
09/09/29	1.34%	1.91%
09/09/49	2.04%	2.91%

U.S. Agency Yields - Active Bonds					
Agency	Coupon	Maturity	Price	YTM	To Muni (bp)
FHLMC	2.160%	09/10/20	\$100.00	2.16%	+64
FNMA	1.375%	10/07/21	\$99.60	1.57%	+5
FNMA	1.375%	09/06/22	\$99.37	1.59%	+7
FNMA	2.875%	09/12/23	\$105.16	1.54%	+2
FHLB	2.875%	09/13/24	\$106.38	1.55%	+1
FHLMC	6.750%	09/15/29	\$145.26	1.79%	-12
FFCB	3.580%	04/11/47	\$117.54	2.66%	-25

Current Yield Curves

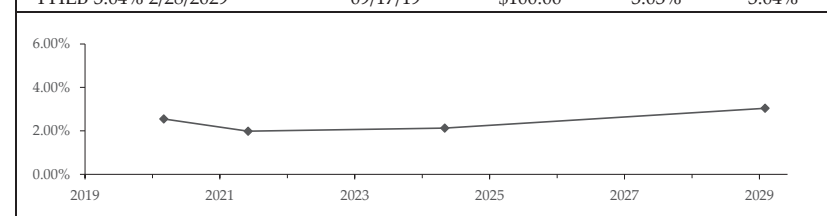


Corporate Bond Yields			
Description	Price	YTM	To Treasury (bp)
WFC (A2/A-) 2.1% 7/26/2021	\$99.89	2.16%	+56
JPM (A2/A-) 3.32% 8/29/2024	\$100.45	3.18%	+165
C (A3/BBB+) 3% 5/15/2026	\$100.62	2.90%	+139
MS (A3/BBB+) 4.05% 3/13/2029	\$107.41	3.09%	+144



The graph shows the yield curve for corporate bonds from 2020 to 2029. The y-axis represents yield percentage from 0.00% to 6.00%. The curve starts at approximately 2.16% in 2020, rises to a peak of about 3.18% in 2024, and then slightly declines to 3.09% by 2029.

Bullet & Callable Agency Bond Yields ³				
Description	Call Date	Price	YTM	YTW
FHLB 2.58% 3/20/2020	09/20/19	\$100.01	2.55%	2.55%
FHLB 1.5% 6/30/2021	09/17/19	\$98.98	1.99%	1.99%
FHLMC 2.82% 5/20/2024	11/20/19	\$100.13	2.78%	2.13%
FHLB 3.04% 2/28/2029	09/17/19	\$100.00	3.03%	3.04%



The graph shows the yield curve for bullet and callable agency bonds from 2019 to 2029. The y-axis represents yield percentage from 0.00% to 6.00%. The curve starts at approximately 2.55% in 2019, dips to a low of about 1.99% around 2021, and then rises to 3.04% by 2029.

(1) High-grade municipal bonds. (2) Based on a 30% marginal federal income tax bracket. (3) Graph displays yield to call.

Key: bp - basis points. One basis point is 1/100 of one percent. YTM - yield to maturity; YTC - yield to call.

Factual materials obtained from sources believed to be reliable but cannot be guaranteed. Part II of Form ADV is available upon request. For further information please contact FCI at (800) 615-2536.